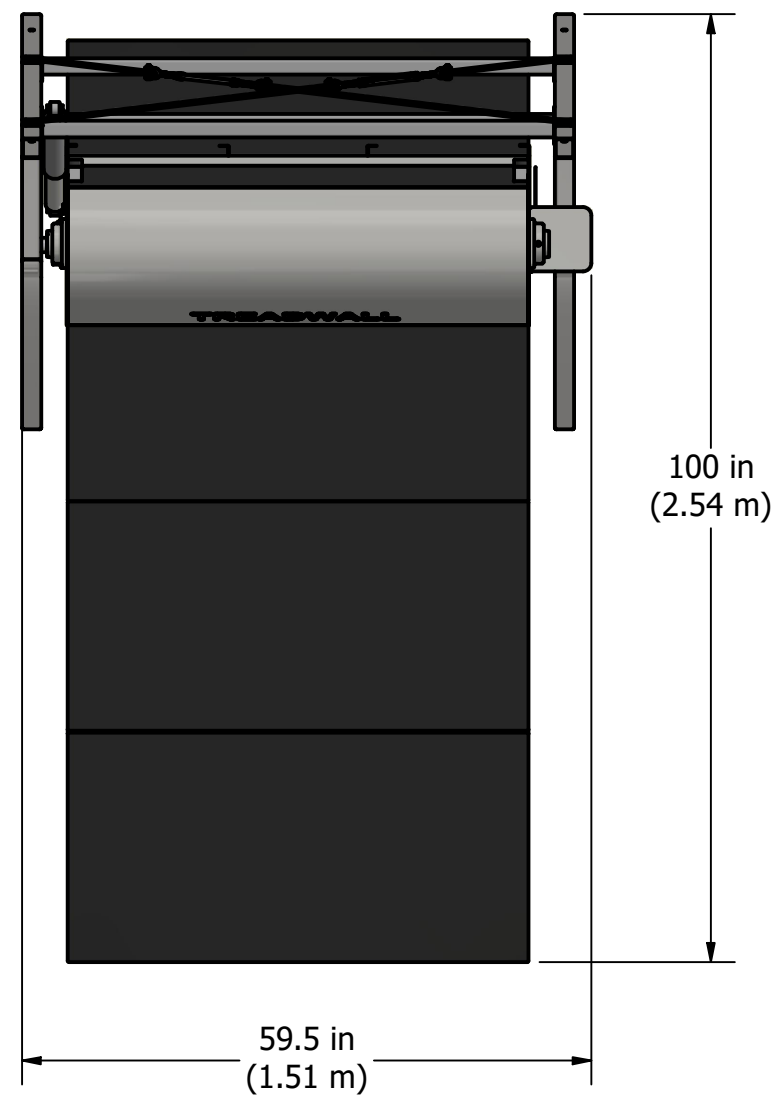
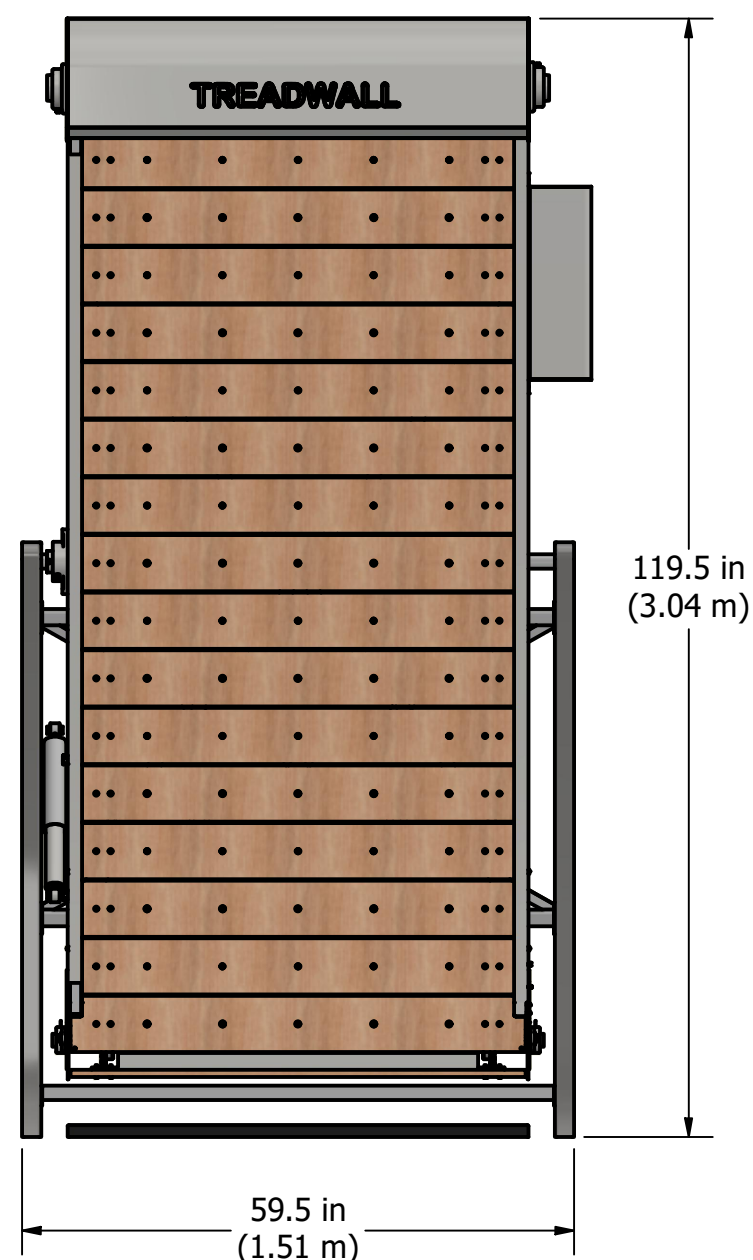


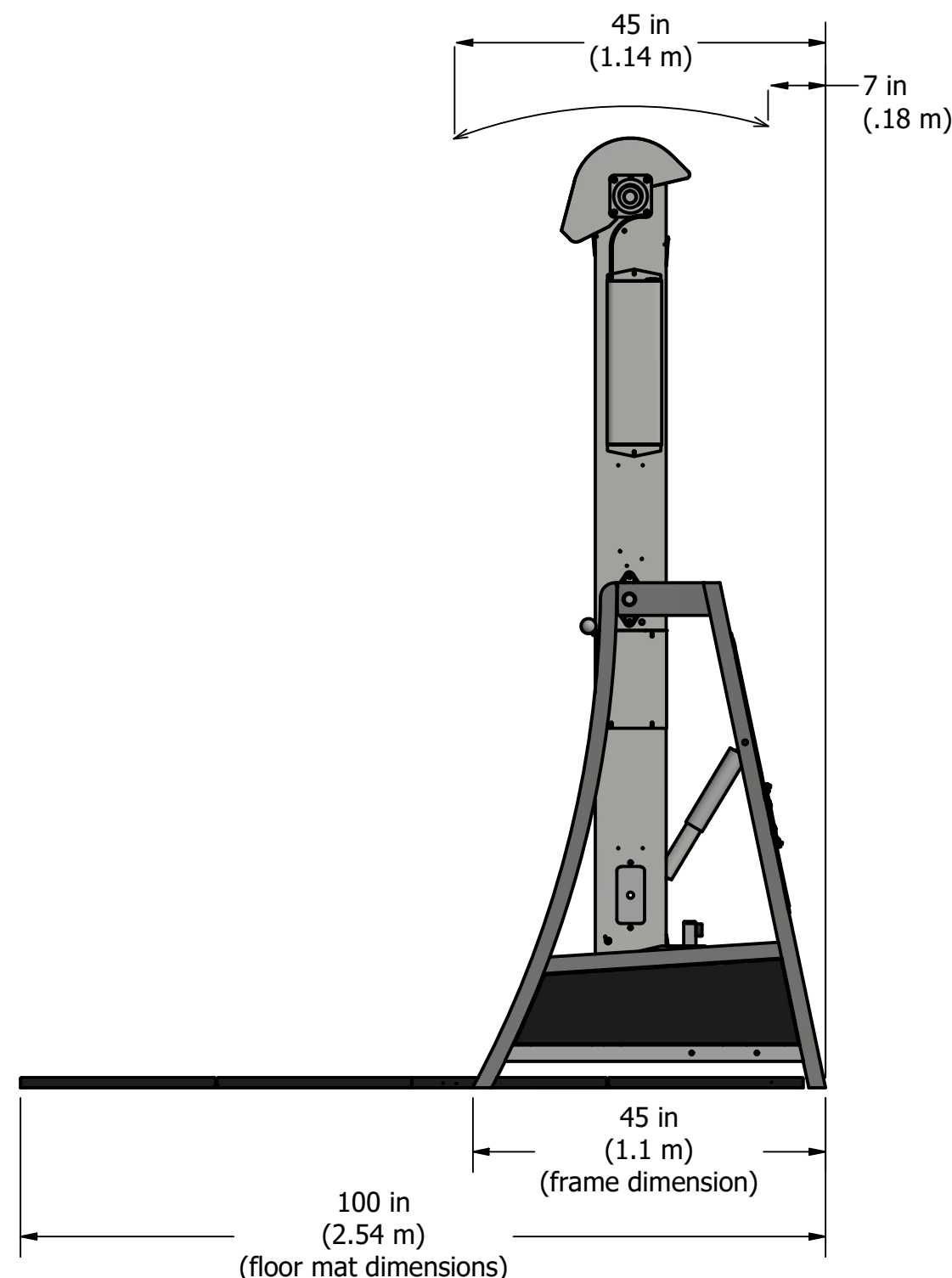
Treadwall® S4/10 Rotating Walls



Top View

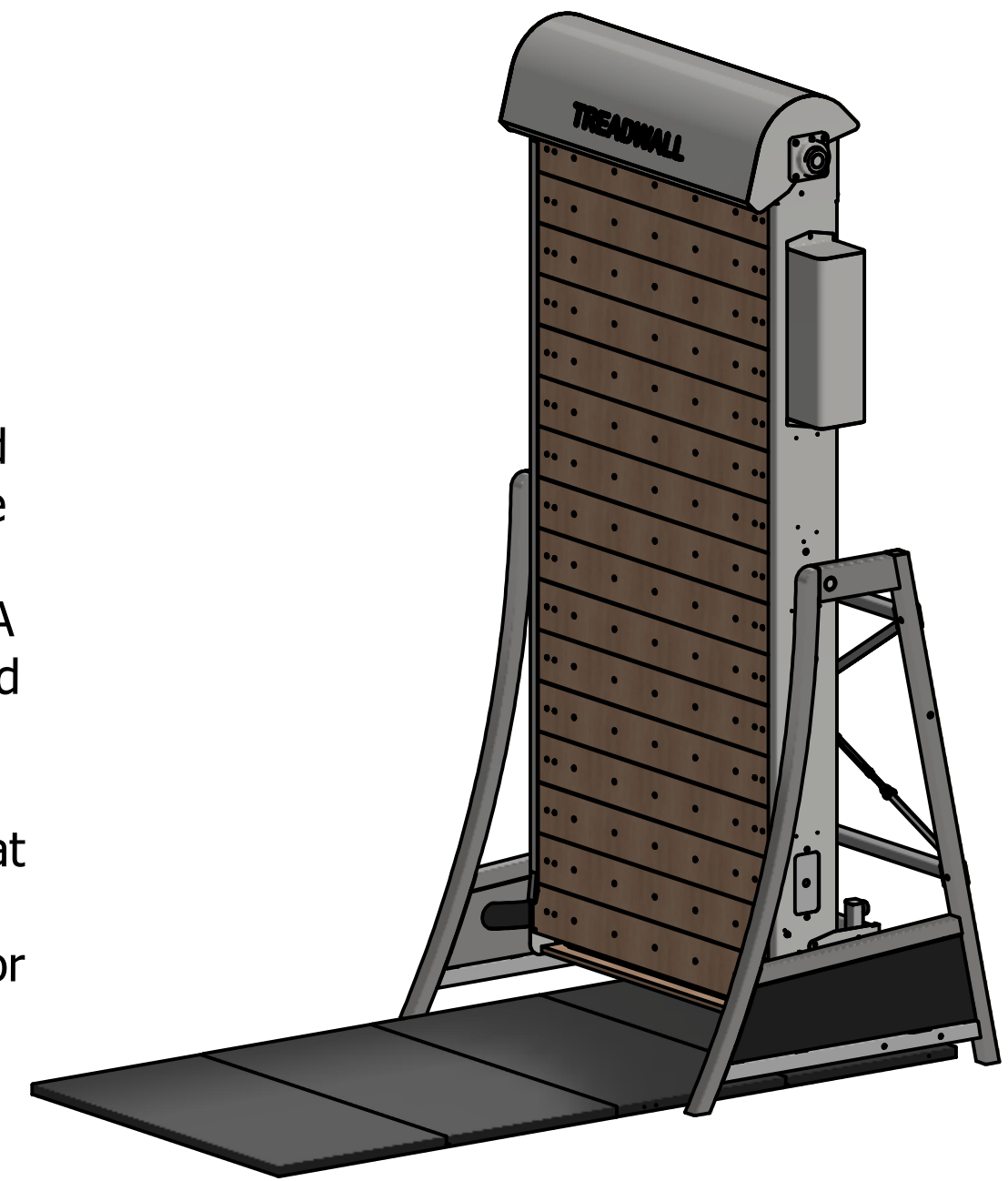


Front View



Side View

The Treadwall S4/10 has one of the smallest footprints we produce, designed for smaller spaces and lower ceilings. The compact Treadwall S4/10 features a 4 foot (1.22 m) wide by 8 foot (3.1 m) tall climbing surface and ample angle range. The wall's rotation is powered by the climber's weight - no motors are used. The angle of the surface is adjusted by a lever mounted on the left side. A second lever mounted on the right side adjusts the speed to suit the user, and a patented auto-stop^(tm) mechanism matches the movement of the wall to the climber's movements, gently braking when the climber's feet are at the bottom panel. The S4/10 is designed to fit under a 10 foot (3.1 m) ceiling. See the S4/11 and S4/12 units for higher ceilings.



SPECIFICATIONS:

Weight: 1280 pounds (581 Kg).

Construction: Steel framework with custom-machined wood panels.

Frame color: Anthracite Gray is standard.

Panel color: Natural Wood.

Placement: Inside standard - outside with exterior upgrade.

Width of climbing surface: 4 feet (1.22 m).

Total length of climbing surface: 18 feet (5.49 m).

Number of possible hold placements: 180.

Maximum hold size: 2.5 inches (63.5 mm) high by 6 inches (152 mm) wide.

Angle range: positive 10 degrees to negative 15 degrees (overhanging).

Mode of control: Electro-hydraulic braking and resistance.

Electrical requirements: 9 VDC (1500ma) Plug-in transformer (supplied) or battery used.

Warranty: Six years parts, one year electronics and labor. See full warranty for details.

OPTIONS:

Exterior upgrade: Frame is galvanized and wood panels are coated with an exterior grade coating.

Custom color: Custom frame colors are available, contact us for your color

Holds*: Set of 45 custom training holds in 3 color groups.

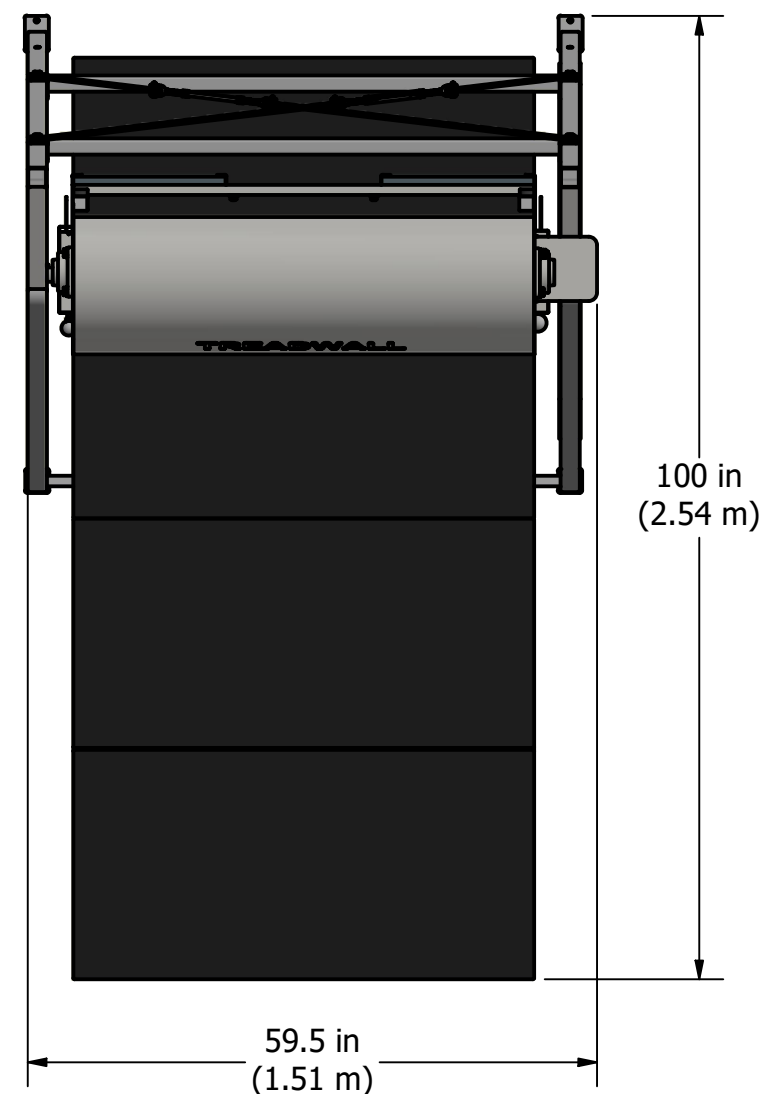
Training rungs: 14 ladder Line^(tm) wood rungs.

Floor Mat*: 8 feet (2.44 m) x 4 feet (1.22 m) custom mat, 1.25 inches (31.75 mm) dual foam, black 14 oz. vinyl cover.

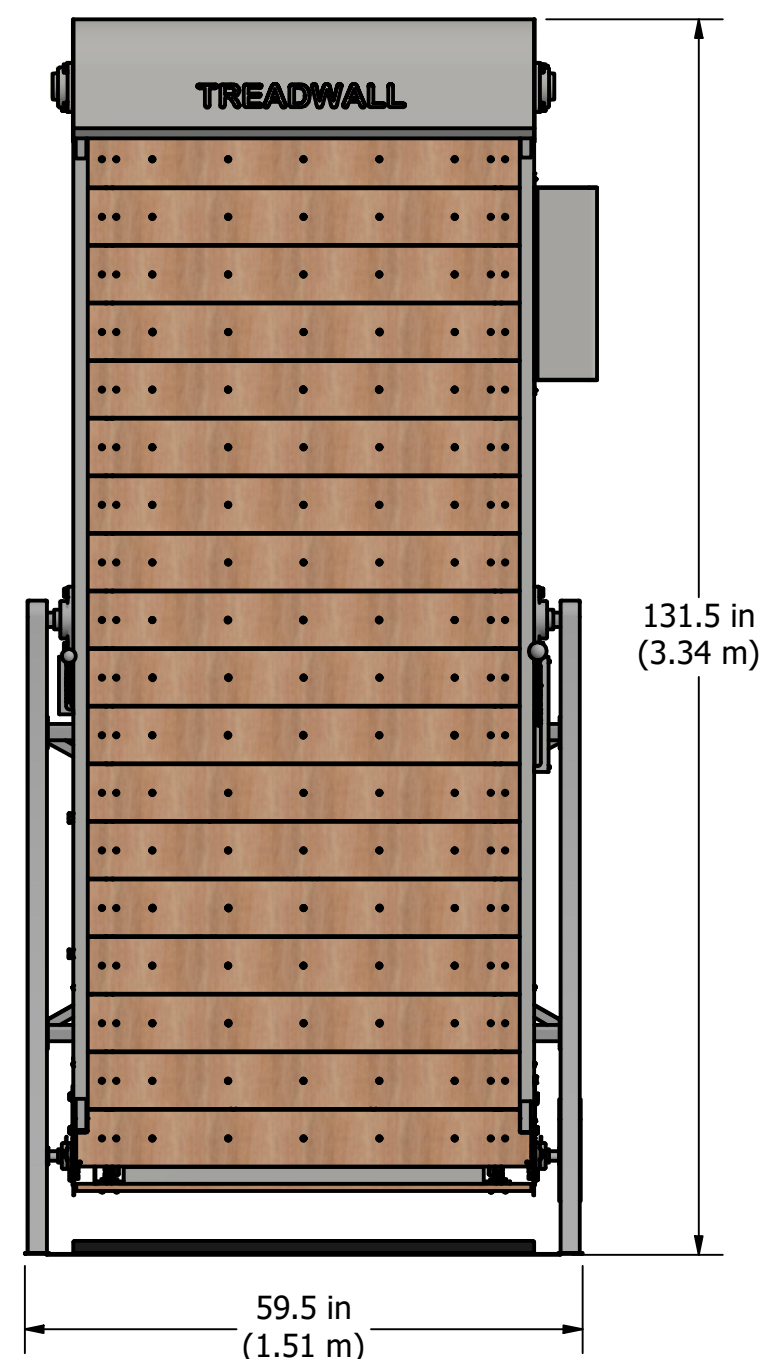
Electronic Display*: Measures distance (feet or meters), time and calories. Time and distance goals can be pre-set.

*Included with Pro-package

Treadwall® S4/11 Rotating Walls

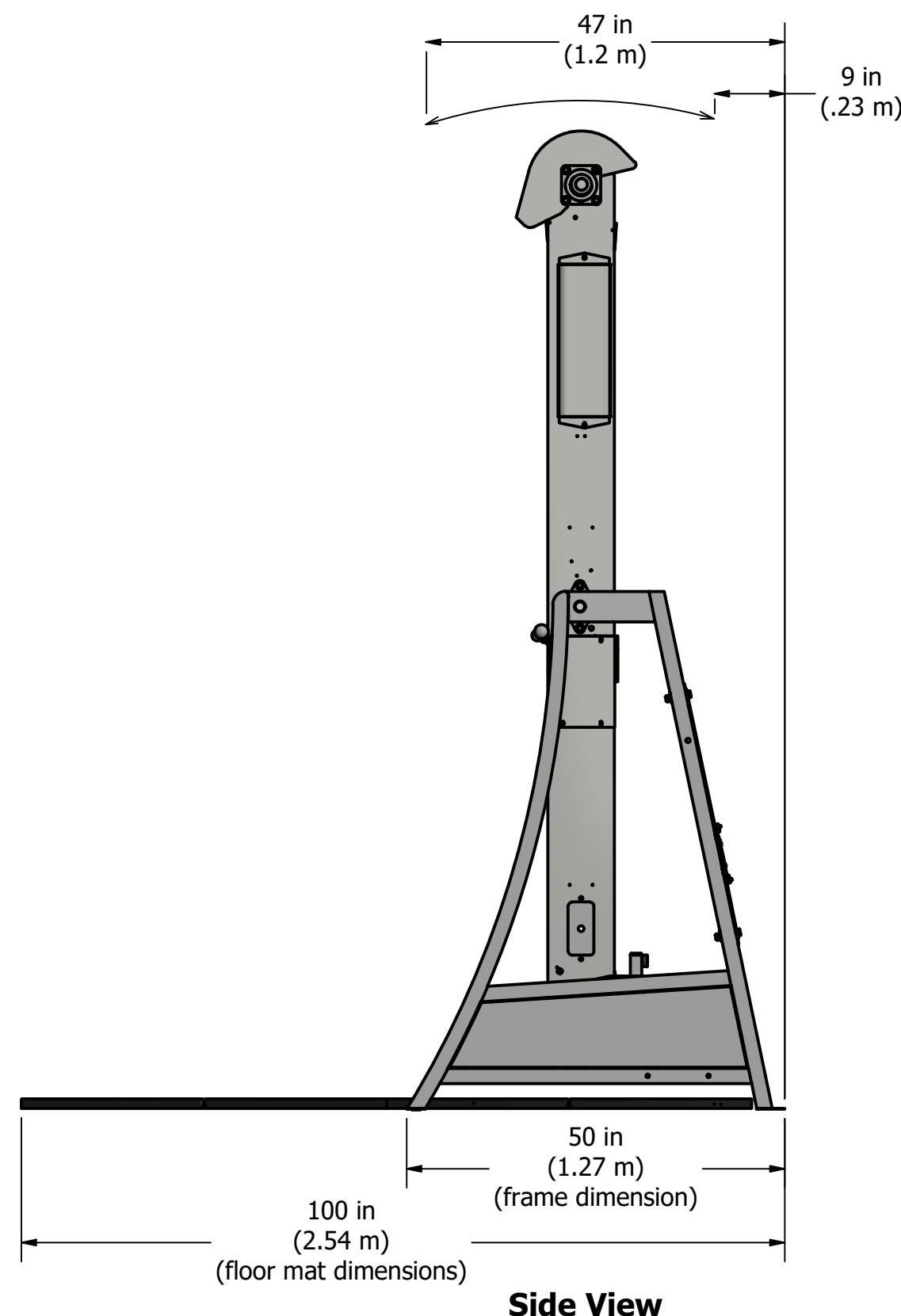


Top View

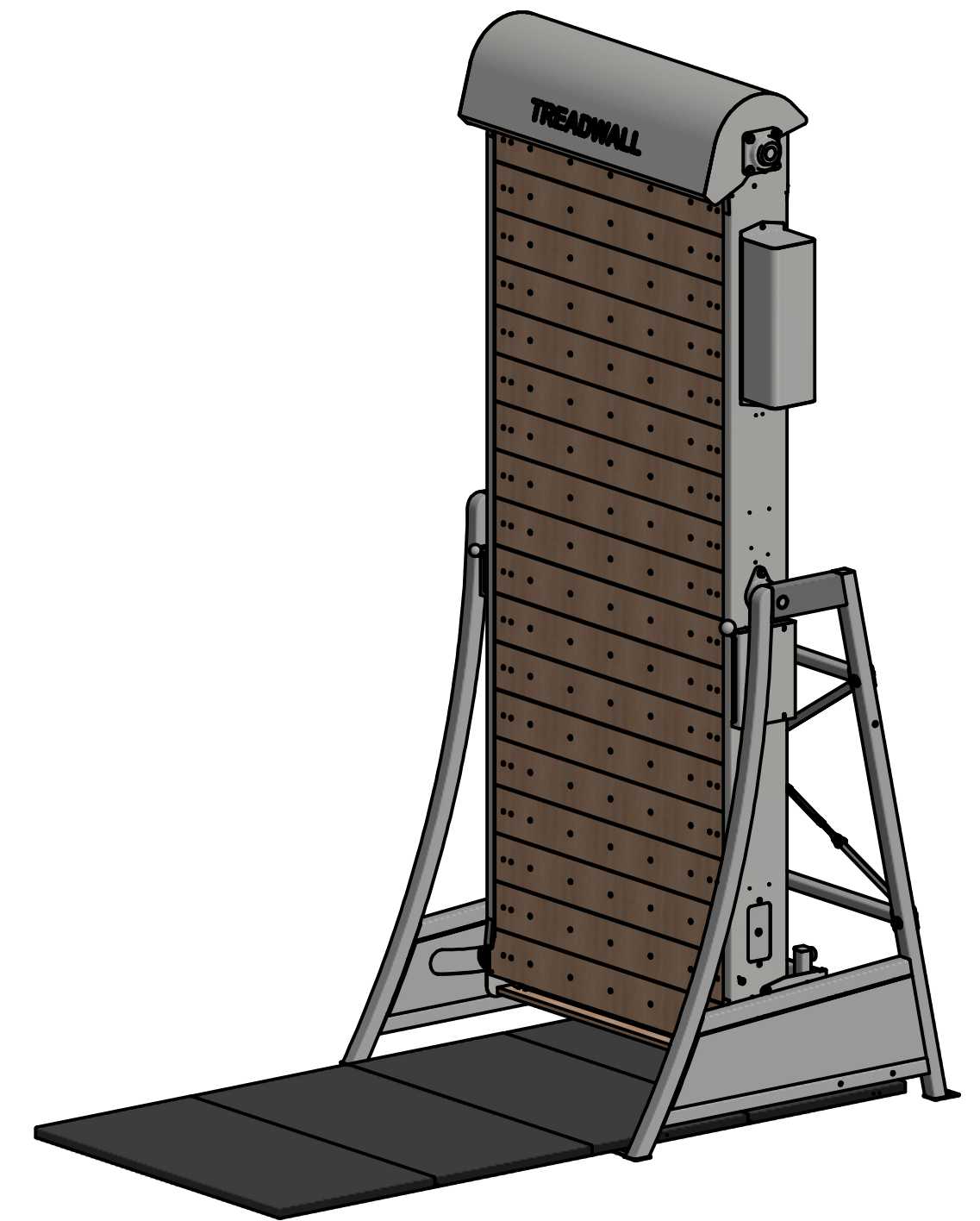


Front View

The Treadwall S4/11 is designed with smaller spaces in mind, combining a small footprint with a 4 foot (1.22 m) wide by 9 foot (2.74 m) high climbing surface, and ample angle range. The wall's rotation is powered by the climber's weight - no motors are used. The angle of the surface is adjusted by a lever mounted on the left side. A second lever mounted on the right side adjusts the speed to suit the user, and a patented auto-stop_(tm) mechanism matches the movement of the wall to the climber's movements, gently braking when the climber's feet are at the bottom panel. The S4/11 is designed to fit under an 11 foot (3.35 m) ceiling. See the S4/10 for lower ceilings and S4/12 units for higher ceilings.



Side View



SPECIFICATIONS:

Weight: 1290 pounds (585 Kg).

Construction: Steel framework with custom-machined wood panels.

Frame color: Anthracite Gray is standard.

Panel Wood: Natural Wood.

Placement: Inside standard - outside with exterior upgrade.

Width of climbing surface: 4 feet (1.22 m).

Total length of climbing surface: 20 feet (6.1 m).

Number of possible hold placements: 200.

Maximum hold size: 2.5 inches (63.5 mm) high by 6 inches (152 mm) wide.

Angle range: positive 10 degrees to negative 15 degrees (overhanging).

Mode of control: Electro-hydraulic braking and resistance.

Electrical requirements: 9 VDC (1500ma) Plug-in transformer (supplied) or battery used.

Warranty: Six years parts, one year electronics and labor. See full warranty for details.

OPTIONS:

Exterior upgrade: Frame is galvanized and wood panels are coated with an exterior grade coating.

Custom color: Custom frame colors are available, contact us for your color

Holds*: Set of 45 custom training holds in 3 color groups.

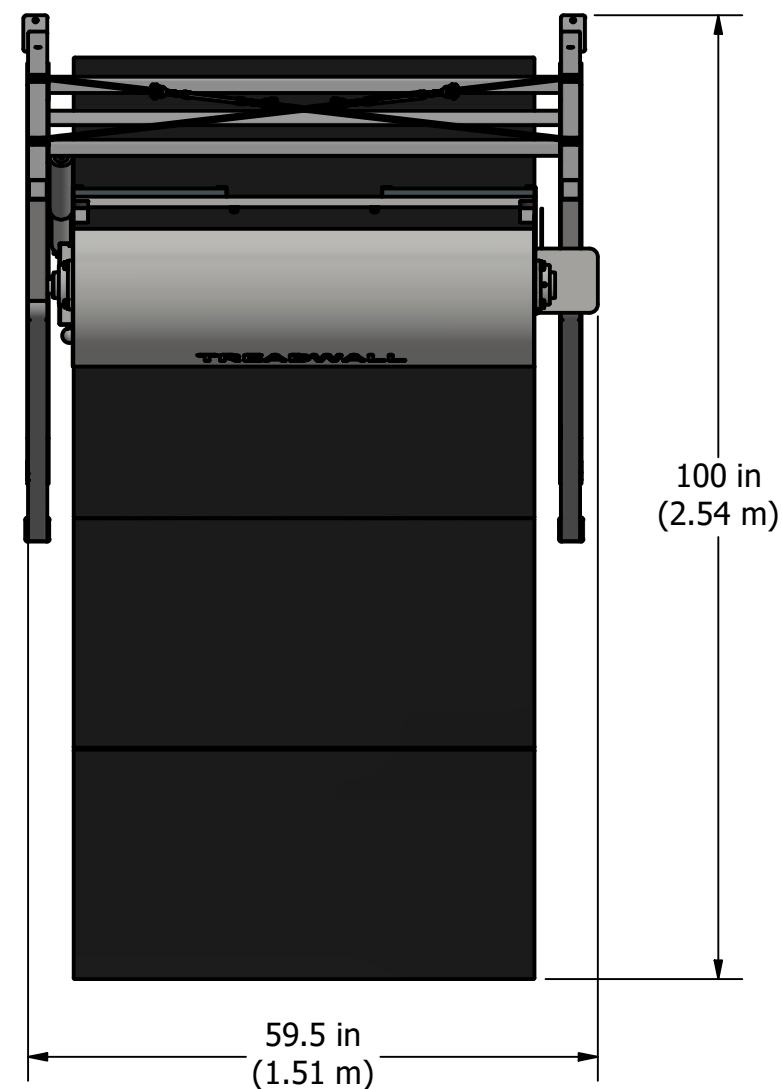
Training rungs: 14 ladder Line_(tm) wood rungs.

Floor Mat*: 8 feet (2.44 m) x 4 feet (1.22 m) custom mat, 1.25 inches (31.75 mm) dual foam, black 14 oz. vinyl cover.

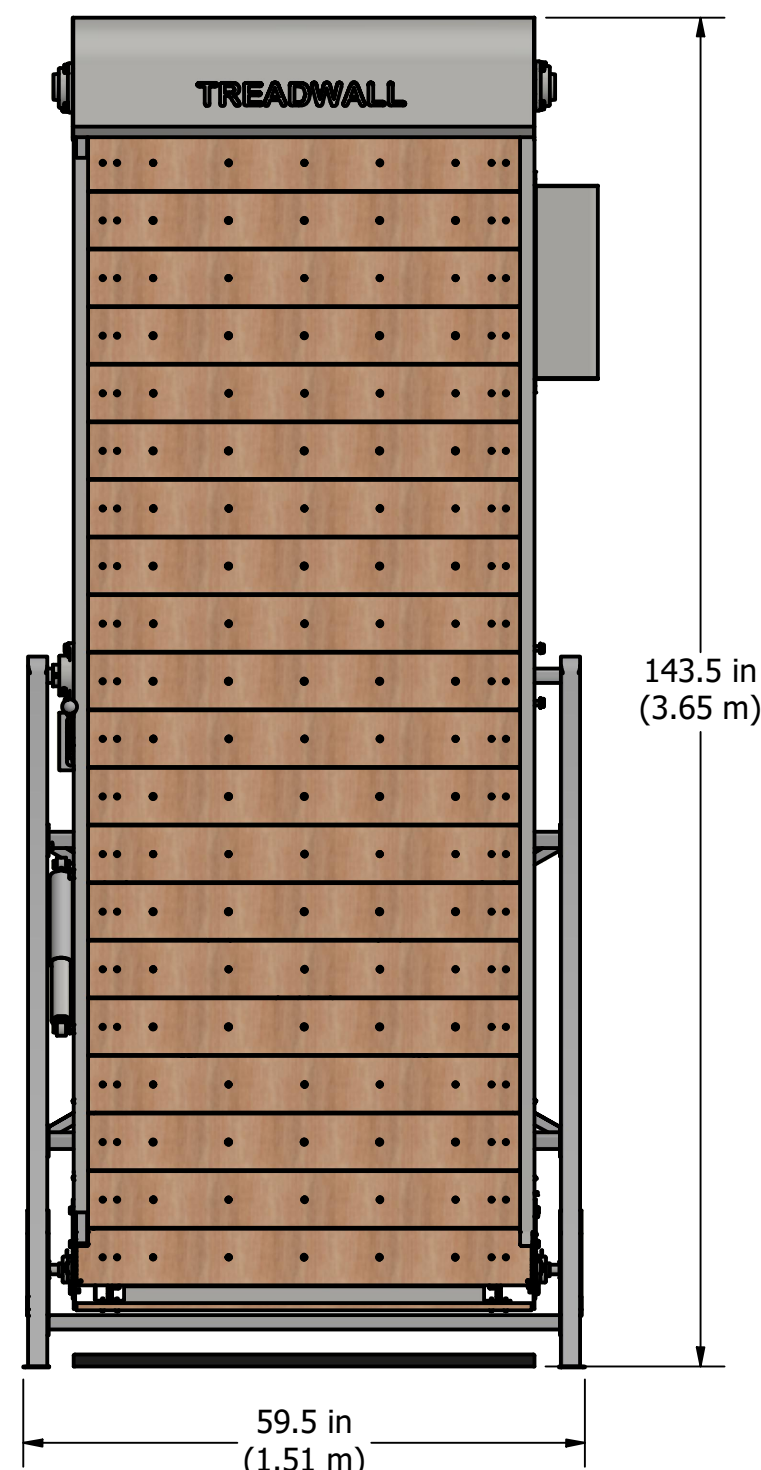
Electronic Display*: Measures distance (feet or meters), time and calories. Time and distance goals can be pre-set.

*Included with Pro-package

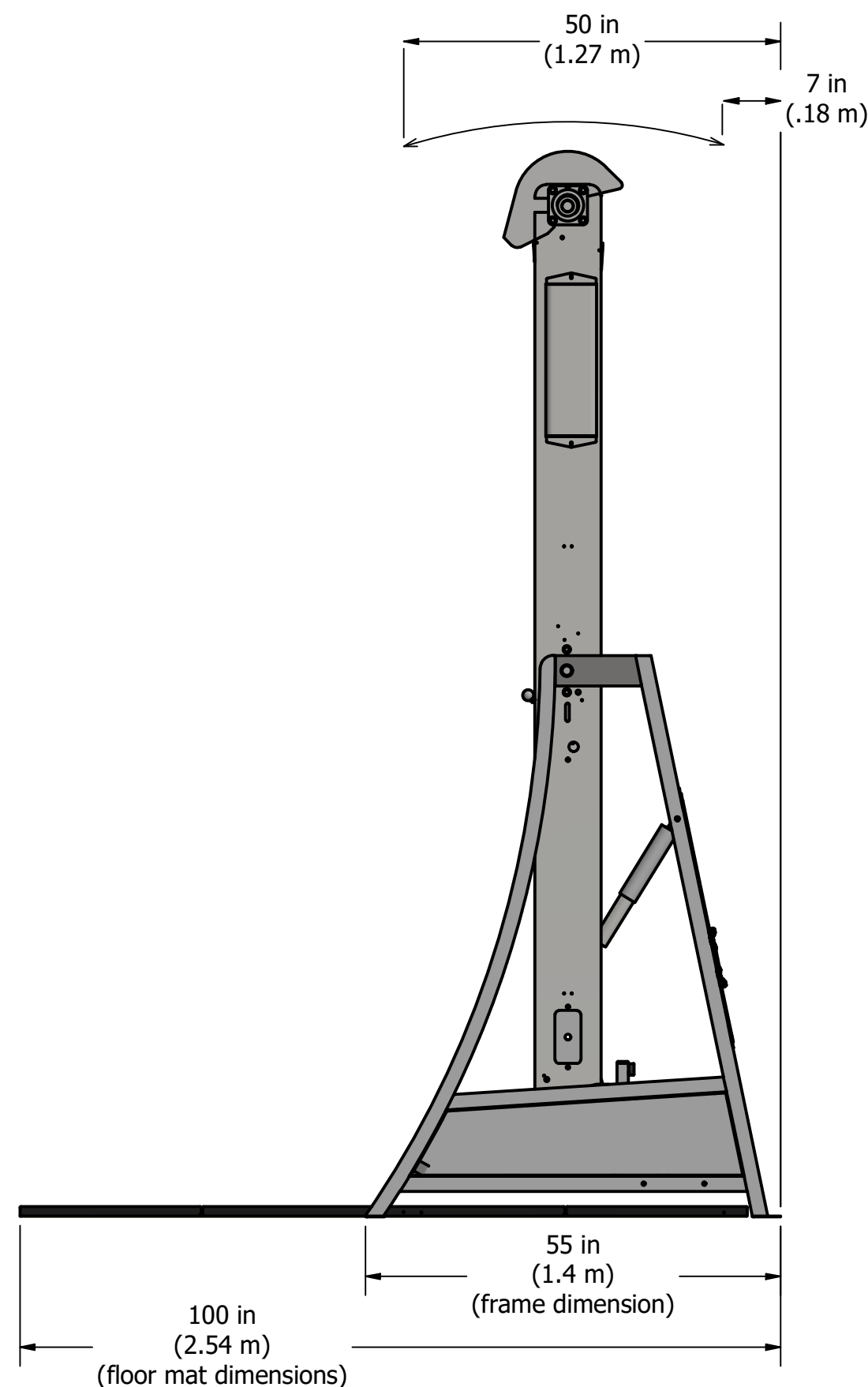
Treadwall® S4/12 Rotating Walls



Top View

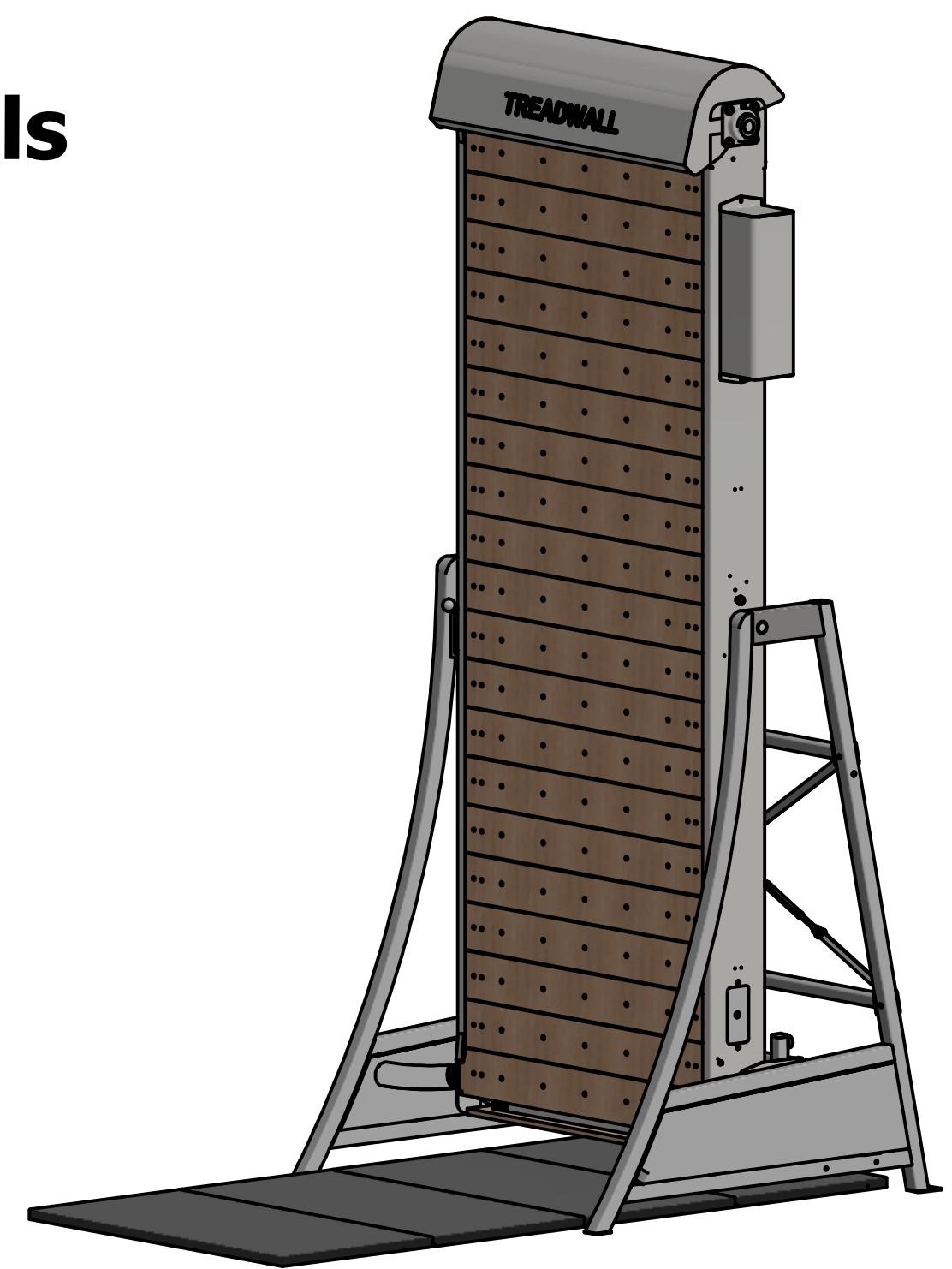


Front View



Side View

The Treadwall S4/12 has one of the smallest footprints we produce combined with the tallest climbing surface we offer. The S4/12 features a 4 foot (1.22 m) wide by 10 foot (3.1 m) tall climbing area. The wall's rotation is powered by the climber's weight - no motors are used. The angle of the surface is adjusted by a lever mounted on the left side. A second lever mounted on the right side adjusts the speed to suit the user, and a patented auto-stop_(tm) mechanism matches the movement of the wall to the climber's movements, gently braking when the climber's feet are at the bottom panel. The S4/12 is designed to fit under a 12 foot (3.66 m) ceiling. See the S4/10 and S4/11 units for lower ceilings.



SPECIFICATIONS:

Weight: 1310 pounds (595 Kg).

Construction: Steel framework with custom-machined wood panels.

Frame color: Anthracite Gray is standard.

Panel color: Natural Wood.

Placement: Inside standard - outside with exterior upgrade.

Width of climbing surface: 4 feet (1.22 m).

Total length of climbing surface: 22 feet (6.71 m).

Number of possible hold placements: 220.

Maximum hold size: 2.5 inches (63.5 mm) high by 6 inches (152 mm) wide.

Angle range: positive 10 degrees to negative 15 degrees (overhanging).

Mode of control: Electro-hydraulic braking and resistance.

Electrical requirements: 9 VDC (1500ma) Plug-in transformer (supplied) or battery used.

Warranty: Six years parts, one year electronics and labor. See full warranty for details.

OPTIONS:

Exterior upgrade: Frame is galvanized and wood panels are coated with an exterior grade coating.

Custom color: Custom frame colors are available, contact us for your color

Holds*: Set of 45 custom training holds in 3 color groups.

Training rungs: 14 ladder Line_(tm) wood rungs.

Floor Mat*: 8 feet (2.44 m) x 4 feet (1.22 m) custom mat, 1.25 inches (31.75 mm) dual foam, black 14 oz. vinyl cover.

Electronic Display*: Measures distance (feet or meters), time and calories. Time and distance goals can be pre-set.

*Included with Pro-package